









UK MPs Omnibus

 Respondents 100 MPs, representative of the House	 Frequency Whenever Parliament sits (see table below)	 Results 2 weeks from start of fieldwork; charts and results tables provided	 Cost £925 per standard question Volume discounts available
--	--	---	---

UK MPs Bespoke Surveys

 Respondents 100 MPs, representative of the House	 Frequency On demand - you choose*	 Results 2 weeks from start of fieldwork; charts and results tables provided	 Cost £925 per standard question Minimum 5 questions + £375 set up
--	--	---	--

If you need to know what UK MPs think, whether to check your reputation, understand support for an issue or develop public affairs activity, we can find out quickly, cost effectively and accurately.

- Standard questions allow up to 10 answer options or 4 scaled statements.
- Additional question types and answer options available. Open questions £1,050.
- Our results, collected online and certified, provide the views of 100 MPs and are representative of the House by party, region, gender and length of tenure (small weightings may be applied).
- YouGov provides free questionnaire writing support, Powerpoint results charts and Excel data tables with full demographic crossbreaks such as party membership. Additional analysis such as APPG or Select Committee membership is available on request.
- Parallel surveys with other groups including **Peers**, **opinion formers** and **consumer groups** can also be run. Please also ask us about researching **MEPs**, **MSPs / AMs**, **local councillors**, **Washington insiders** and other leading groups such as a **C-suite** and **journalists**.

All prices exclude VAT. Subject to standard terms and conditions. * Timings to be agreed with YouGov before fieldwork begins and restrictions may apply. Fieldwork when House isn't sitting may not be possible.

UK MPs Omnibus Dates for 2018

All fieldwork is scheduled to run whilst the House is sitting - for latest details please contact YouGov directly.

WAVE NUMBER	▶ 2018 - 1	2018 - 2	2018 - 3	2018 - 4	2018 - 5	2018 - 6	2018 - 7	2018 - 8	2018 - 9	2018 - 10
PARTICIPATION CONFIRMED	▶ 08/01/18	19/02/18	09/04/18	07/05/18	04/06/18	02/07/18	27/08/18	08/10/18	05/11/18	26/11/18
FINAL QUESTIONS SIGNED OFF	▶ 12/01/18	23/02/18	13/04/18	11/05/18	08/06/18	06/07/18	31/08/18	12/10/18	09/11/18	30/11/18
FIELDWORK DATES	▶ 15/01/18 25/01/18	26/02/18 09/03/18	17/04/18 27/04/18	14/05/18 24/05/18	11/06/18 22/06/18	09/07/18 20/07/18	03/09/18 14/09/18	15/10/18 26/10/18	12/11/18 23/11/18	03/12/18 14/12/18
RESULTS AVAILABLE	▶ 31/01/18	14/03/18	02/05/18	29/05/18	27/06/18	25/07/18	19/09/18	31/10/18	28/11/18	19/12/18

