

Interviewing: February 9 - 11, 2020  
Sample: 1500 Adults nationwide online  
1045 registered voters nationwide online



# ***The Economist/YouGov Poll***

## **Weekly Tracking**

For immediate release

**1. Presidential Job Approval – Historical**

Do you approve or disapprove of the way Donald Trump is handling his job as President?

All Adults							
	<b>Total Approve</b>	<b>Total Disapprove</b>	Strongly Approve	Somewhat Approve	Somewhat Disapprove	Strongly Disapprove	Not Sure
February 8, 2020	40%	51%	28%	12%	10%	41%	9%
February 1, 2020	41%	49%	26%	15%	11%	39%	10%
January 25, 2020	43%	50%	26%	16%	8%	42%	7%
January 18, 2020	41%	49%	26%	15%	9%	41%	9%
January 11, 2020	44%	47%	27%	17%	9%	39%	9%
January 4, 2020	43%	50%	27%	16%	8%	42%	8%
December 28, 2019	40%	52%	26%	14%	10%	42%	8%
December 21, 2019	40%	52%	26%	14%	10%	42%	9%
December 14, 2019	40%	50%	24%	16%	9%	41%	10%
February 9, 2019	40%	52%	24%	16%	9%	43%	8%

Registered Voters							
	<b>Total Approve</b>	<b>Total Disapprove</b>	Strongly Approve	Somewhat Approve	Somewhat Disapprove	Strongly Disapprove	Not Sure
February 8, 2020	45%	53%	34%	11%	8%	44%	2%
February 1, 2020	44%	53%	30%	14%	8%	46%	3%
January 25, 2020	44%	53%	31%	13%	7%	46%	3%
January 18, 2020	47%	51%	32%	15%	8%	43%	2%
January 11, 2020	46%	50%	31%	15%	6%	44%	4%
January 4, 2020	43%	54%	30%	13%	7%	47%	3%
December 28, 2019	44%	53%	30%	14%	7%	46%	3%
December 21, 2019	43%	54%	31%	12%	8%	46%	3%
December 14, 2019	44%	53%	29%	15%	7%	46%	3%
February 9, 2019	41%	57%	28%	13%	8%	49%	2%

## Presidential Job Approval

"Do you approve or disapprove of the way Donald Trump is handling his job as President?"

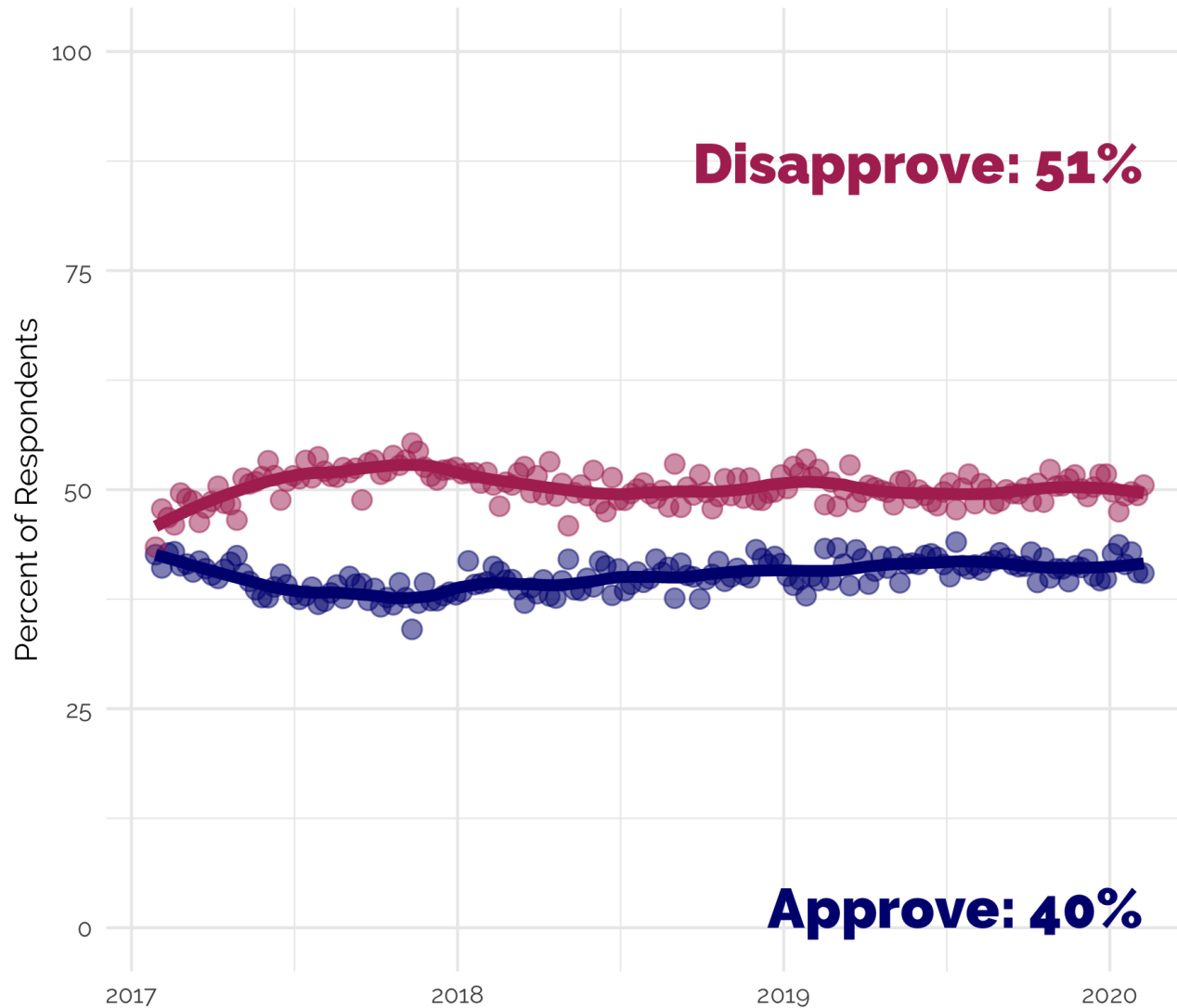


Figure 1: Trump Approval – All Adults

## Presidential Job Approval

"Do you approve or disapprove of the way Donald Trump is handling his job as President?"

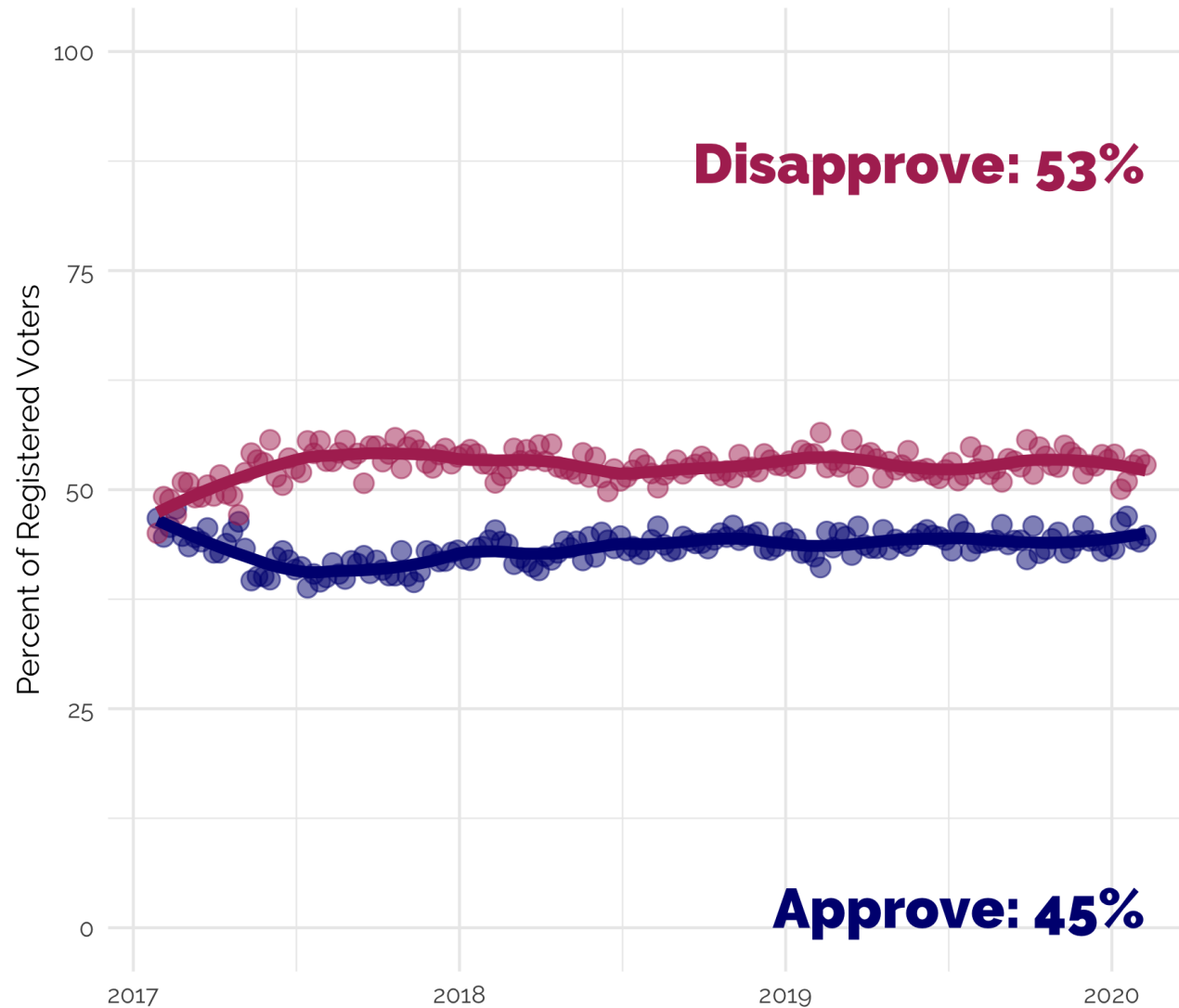


Figure 2: Trump Approval – Registered Voters

## Presidential Job Approval

"Do you approve or disapprove of the way  
[President Name] is handling his job as President?"

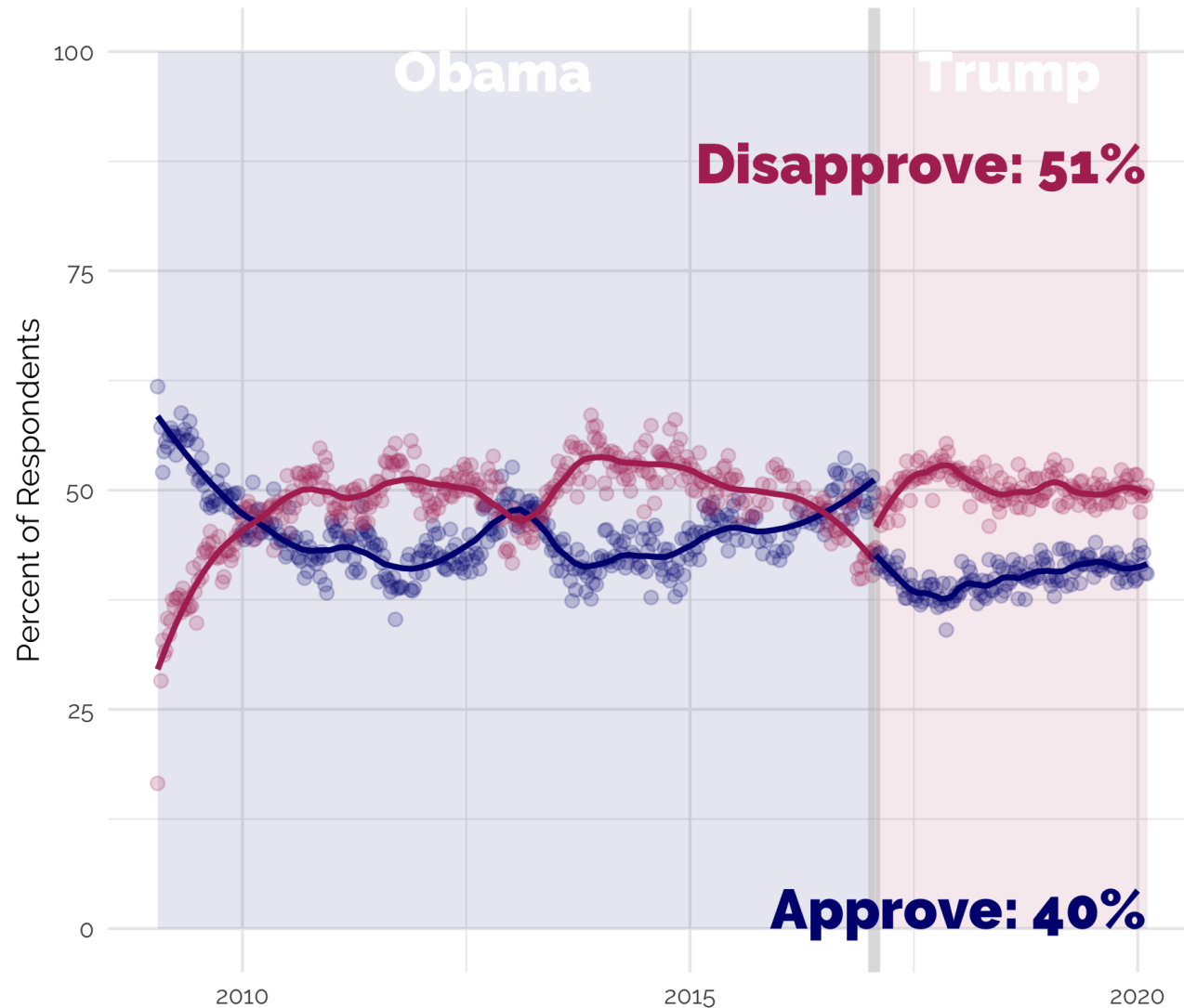


Figure 3: Presidential Approval since 2009 – All Adults

## Presidential Job Approval

"Do you approve or disapprove of the way  
[President Name] is handling his job as President?"

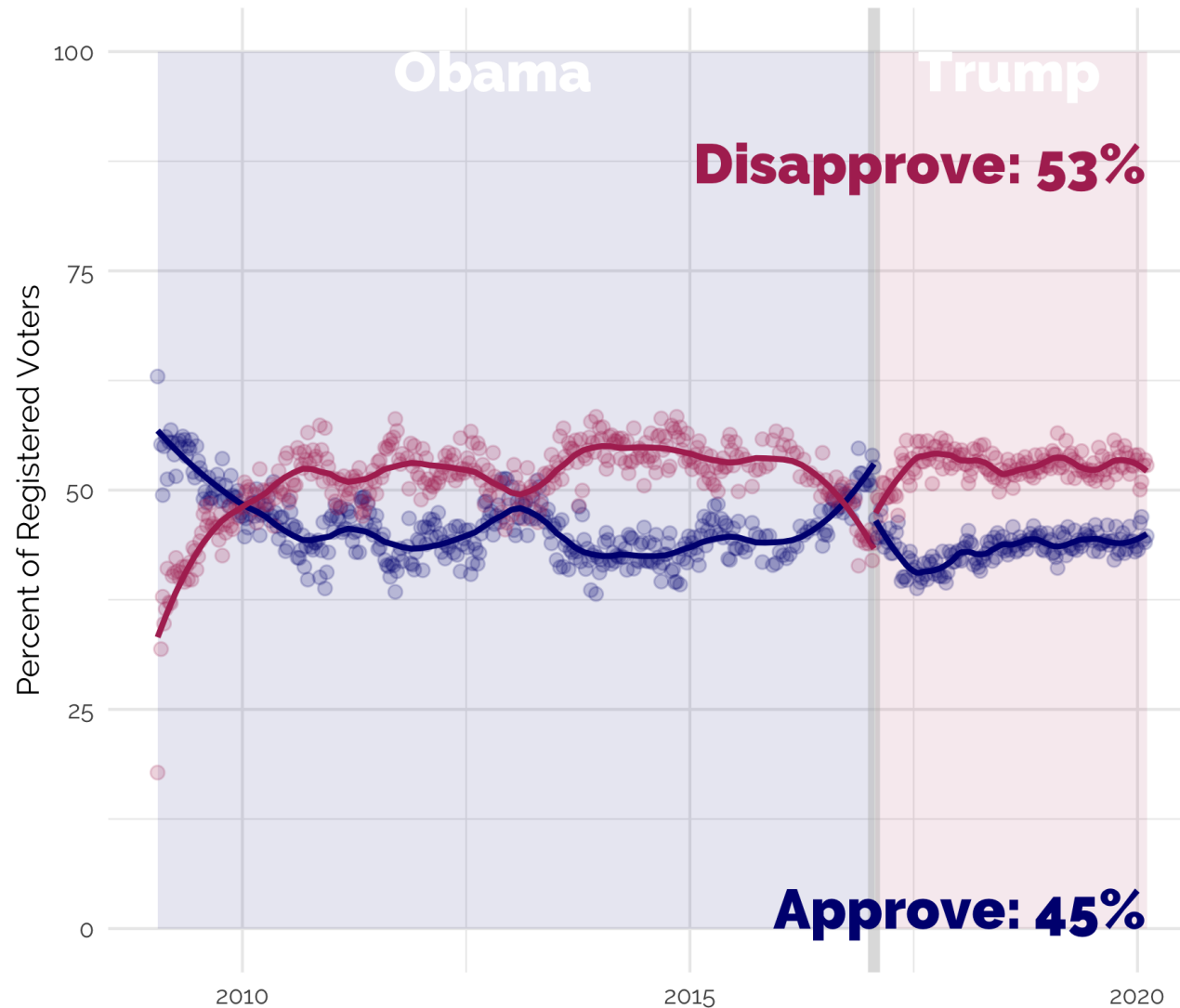


Figure 4: Presidential Approval since 2009 – Registered Voters

**2. President Trump Job Approval – This Week – All Adults**

Do you approve or disapprove of the way Donald Trump is handling his job as President?

	Age					Race				Census Region			
	Total	Under 30	30–44	45–64	65+	White	Black	Hispanic	Other	Northeast	Midwest	South	West
Strongly approve	28%	17%	25%	30%	41%	32%	8%	24%	35%	27%	29%	29%	29%
Somewhat approve	12%	12%	14%	13%	8%	14%	5%	10%	11%	13%	9%	14%	10%
Somewhat disapprove	10%	13%	13%	8%	4%	7%	14%	21%	9%	10%	9%	9%	10%
Strongly disapprove	41%	42%	34%	43%	44%	39%	59%	34%	35%	38%	44%	38%	45%
Not sure	9%	16%	13%	5%	2%	8%	13%	11%	10%	10%	8%	10%	7%
Totals	100%	100%	100%	100%	100%	100%	100%	100%	100%	100%	100%	100%	100%
(Unweighted N)	(1500)	(280)	(293)	(615)	(312)	(1045)	(197)	(175)	(83)	(304)	(302)	(577)	(317)

	Total	Party ID			Ideology			Gender		Family Income		
		Dem	Ind	Rep	Lib	Mod	Con	Male	Female	Under \$50K	\$50–100K	\$100K or more
Strongly approve	28%	3%	23%	69%	5%	15%	65%	32%	25%	25%	32%	35%
Somewhat approve	12%	5%	13%	18%	5%	14%	16%	11%	13%	11%	17%	10%
Somewhat disapprove	10%	11%	13%	4%	7%	14%	6%	9%	10%	13%	6%	8%
Strongly disapprove	41%	78%	34%	5%	81%	40%	9%	40%	42%	41%	42%	45%
Not sure	9%	2%	17%	4%	2%	17%	4%	8%	10%	11%	3%	2%
Totals	100%	100%	100%	100%	100%	100%	100%	100%	100%	100%	100%	100%
(Unweighted N)	(1500)	(513)	(609)	(378)	(423)	(603)	(474)	(698)	(802)	(686)	(359)	(244)

### 3. Approval of U.S. Congress – Historical

Overall, do you approve or disapprove of the way that the United States Congress is handling its job?

#### All Adults

	<b>Total Approve</b>	<b>Total Disapprove</b>	Strongly Approve	Somewhat Approve	Neutral	Somewhat Disapprove	Strongly Disapprove	Not Sure
February 8, 2020	16%	54%	6%	10%	15%	20%	34%	15%
February 1, 2020	14%	56%	5%	10%	13%	22%	35%	16%
January 25, 2020	16%	54%	5%	11%	15%	24%	30%	15%
January 18, 2020	17%	51%	6%	11%	17%	20%	32%	15%
January 11, 2020	15%	55%	5%	10%	17%	19%	35%	13%
January 4, 2020	16%	52%	6%	10%	17%	19%	33%	15%
December 28, 2019	17%	52%	6%	10%	16%	20%	31%	16%
December 21, 2019	17%	54%	6%	11%	15%	20%	34%	14%
December 14, 2019	18%	54%	7%	12%	15%	20%	34%	13%
February 9, 2019	13%	60%	5%	9%	15%	25%	35%	12%

#### Registered Voters

	<b>Total Approve</b>	<b>Total Disapprove</b>	Strongly Approve	Somewhat Approve	Neutral	Somewhat Disapprove	Strongly Disapprove	Not Sure
February 8, 2020	18%	62%	6%	12%	13%	22%	40%	7%
February 1, 2020	15%	67%	4%	10%	11%	24%	43%	7%
January 25, 2020	18%	61%	6%	12%	12%	26%	35%	9%
January 18, 2020	17%	60%	6%	11%	16%	22%	38%	8%
January 11, 2020	16%	63%	5%	11%	14%	21%	42%	7%
January 4, 2020	17%	60%	6%	11%	15%	21%	39%	9%
December 28, 2019	18%	61%	6%	11%	13%	22%	38%	9%
December 21, 2019	18%	61%	6%	12%	13%	21%	39%	8%
December 14, 2019	19%	61%	7%	12%	12%	22%	39%	7%
February 9, 2019	14%	67%	5%	10%	13%	26%	40%	6%



## Congressional Job Approval

"Overall, do you approve or disapprove of the way that the United States Congress is handling its job?"

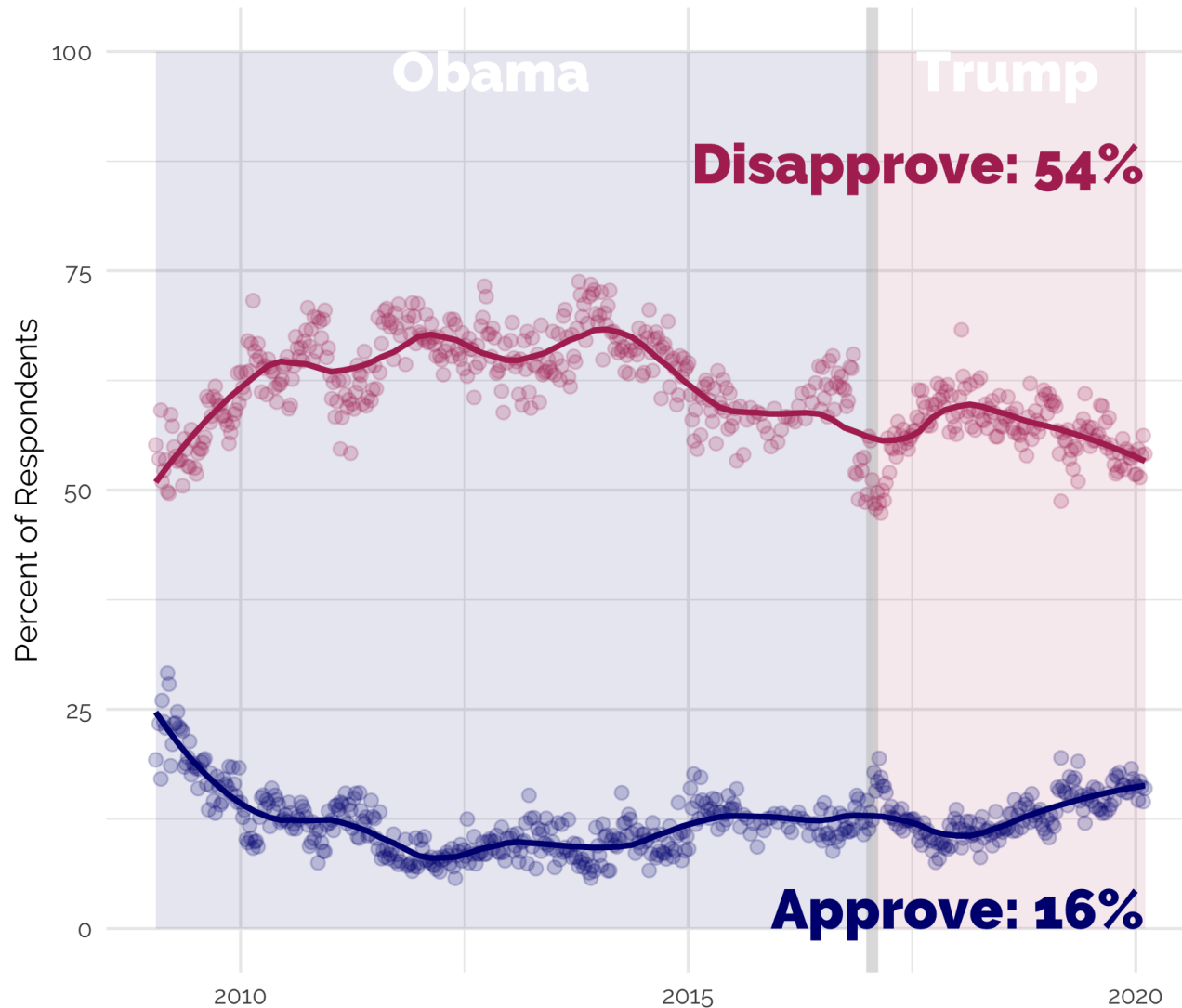


Figure 5: Congressional Approval – All Adults

## Congressional Job Approval

"Overall, do you approve or disapprove of the way that the United States Congress is handling its job?"

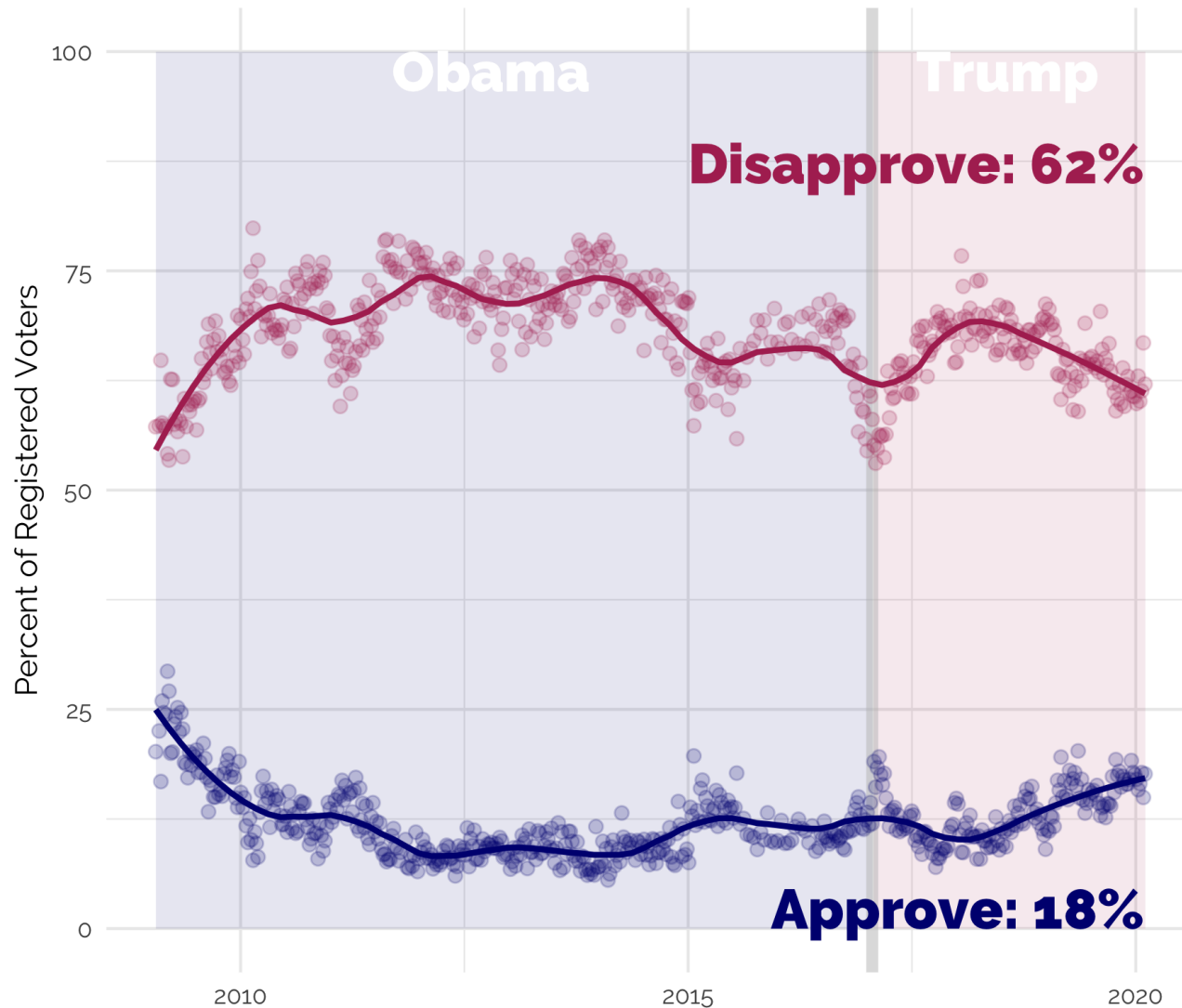


Figure 6: Congressional Approval – Registered Voters

#### 4. Approval of U.S. Congress – This Week – All Adults

Overall, do you approve or disapprove of the way that the United States Congress is handling its job?

	Total	Age				Race				Census Region			
		Under 30	30–44	45–64	65+	White	Black	Hispanic	Other	North–east	Mid–west	South	West
Strongly approve	6%	3%	10%	5%	5%	5%	6%	9%	4%	6%	6%	6%	5%
Somewhat approve	10%	8%	13%	11%	9%	10%	7%	17%	10%	13%	11%	8%	12%
Neither approve nor disapprove	15%	19%	16%	13%	12%	13%	20%	19%	16%	15%	12%	17%	13%
Somewhat disapprove	20%	18%	19%	21%	22%	22%	13%	16%	18%	20%	19%	21%	18%
Strongly disapprove	34%	26%	23%	39%	46%	37%	30%	20%	37%	32%	39%	32%	37%
Not sure	15%	25%	20%	11%	7%	13%	24%	19%	13%	13%	14%	17%	16%
Totals	100%	100%	100%	100%	100%	100%	100%	100%	100%	100%	100%	100%	100%
(Unweighted N)	(1486)	(276)	(289)	(611)	(310)	(1040)	(194)	(171)	(81)	(301)	(302)	(570)	(313)

	Total	Party ID			Ideology			Gender		Family Income		
		Dem	Ind	Rep	Lib	Mod	Con	Male	Female	Under \$50K	\$50–100K	\$100K or more
Strongly approve	6%	8%	3%	7%	6%	5%	6%	6%	6%	7%	4%	6%
Somewhat approve	10%	12%	7%	15%	13%	9%	10%	9%	12%	11%	11%	13%
Neither approve nor disapprove	15%	18%	13%	13%	14%	17%	12%	13%	16%	17%	13%	8%
Somewhat disapprove	20%	20%	19%	21%	18%	18%	24%	21%	19%	20%	21%	23%
Strongly disapprove	34%	33%	36%	34%	39%	27%	40%	40%	29%	28%	39%	45%
Not sure	15%	10%	23%	9%	9%	25%	8%	12%	19%	18%	11%	5%
Totals	100%	100%	100%	100%	100%	100%	100%	100%	100%	100%	100%	100%
(Unweighted N)	(1486)	(511)	(599)	(376)	(419)	(596)	(471)	(693)	(793)	(679)	(358)	(242)

**5. Direction of Country – Historical**

Would you say things in this country today are...

	All Adults		
	Right Direction	Wrong Track	Not Sure
February 8, 2020	36%	53%	11%
February 1, 2020	36%	50%	14%
January 25, 2020	36%	53%	12%
January 18, 2020	37%	50%	13%
January 11, 2020	36%	50%	14%
January 4, 2020	35%	53%	12%
December 28, 2019	35%	52%	13%
December 21, 2019	35%	54%	12%
December 14, 2019	35%	54%	11%
February 9, 2019	33%	57%	11%

	Registered Voters		
	Right Direction	Wrong Track	Not Sure
February 8, 2020	40%	53%	7%
February 1, 2020	38%	54%	7%
January 25, 2020	38%	54%	7%
January 18, 2020	41%	51%	8%
January 11, 2020	39%	52%	9%
January 4, 2020	37%	56%	8%
December 28, 2019	39%	53%	8%
December 21, 2019	38%	55%	7%
December 14, 2019	38%	56%	6%
February 9, 2019	34%	58%	8%

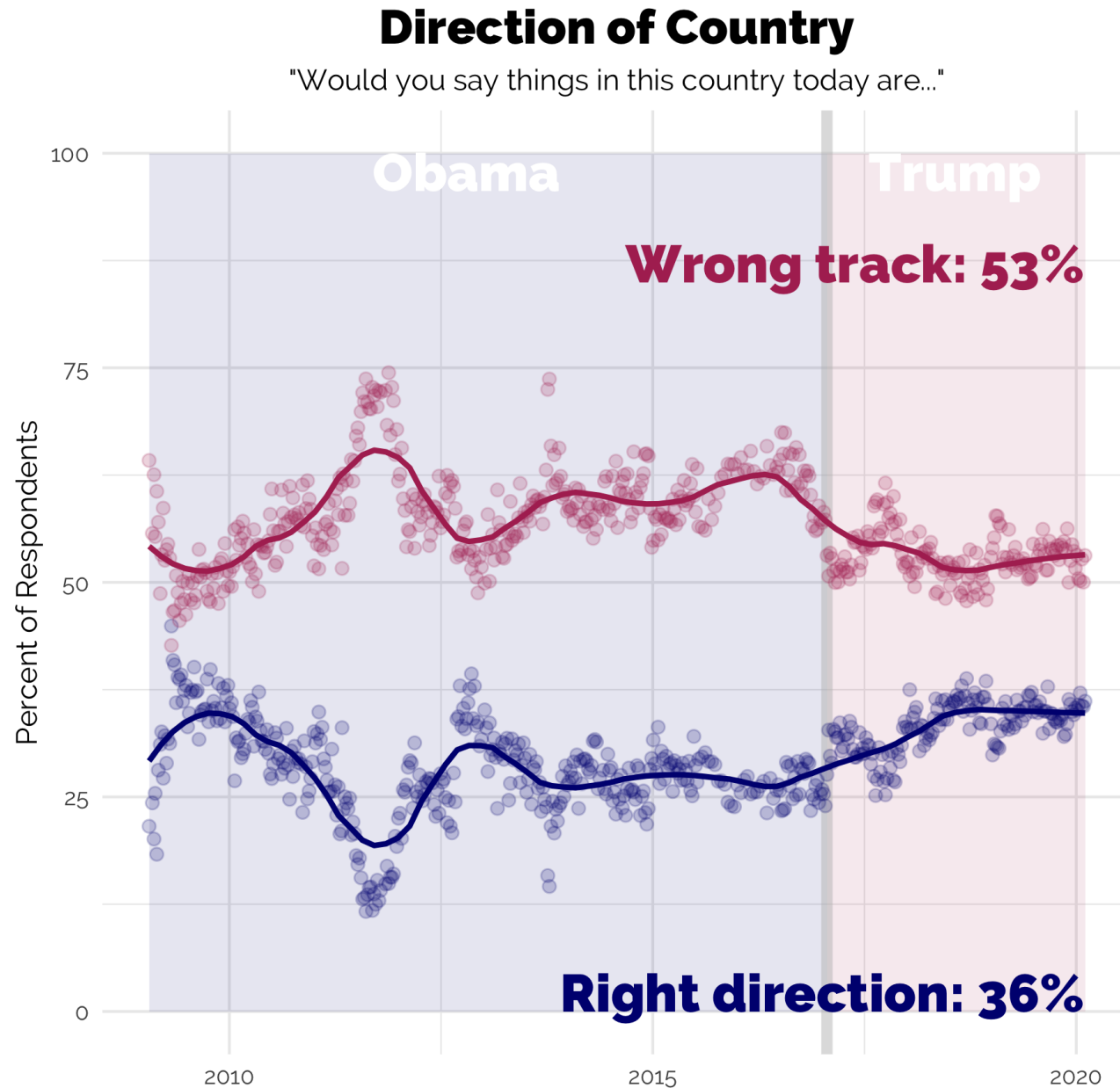


Figure 7: Direction of Country – All Adults

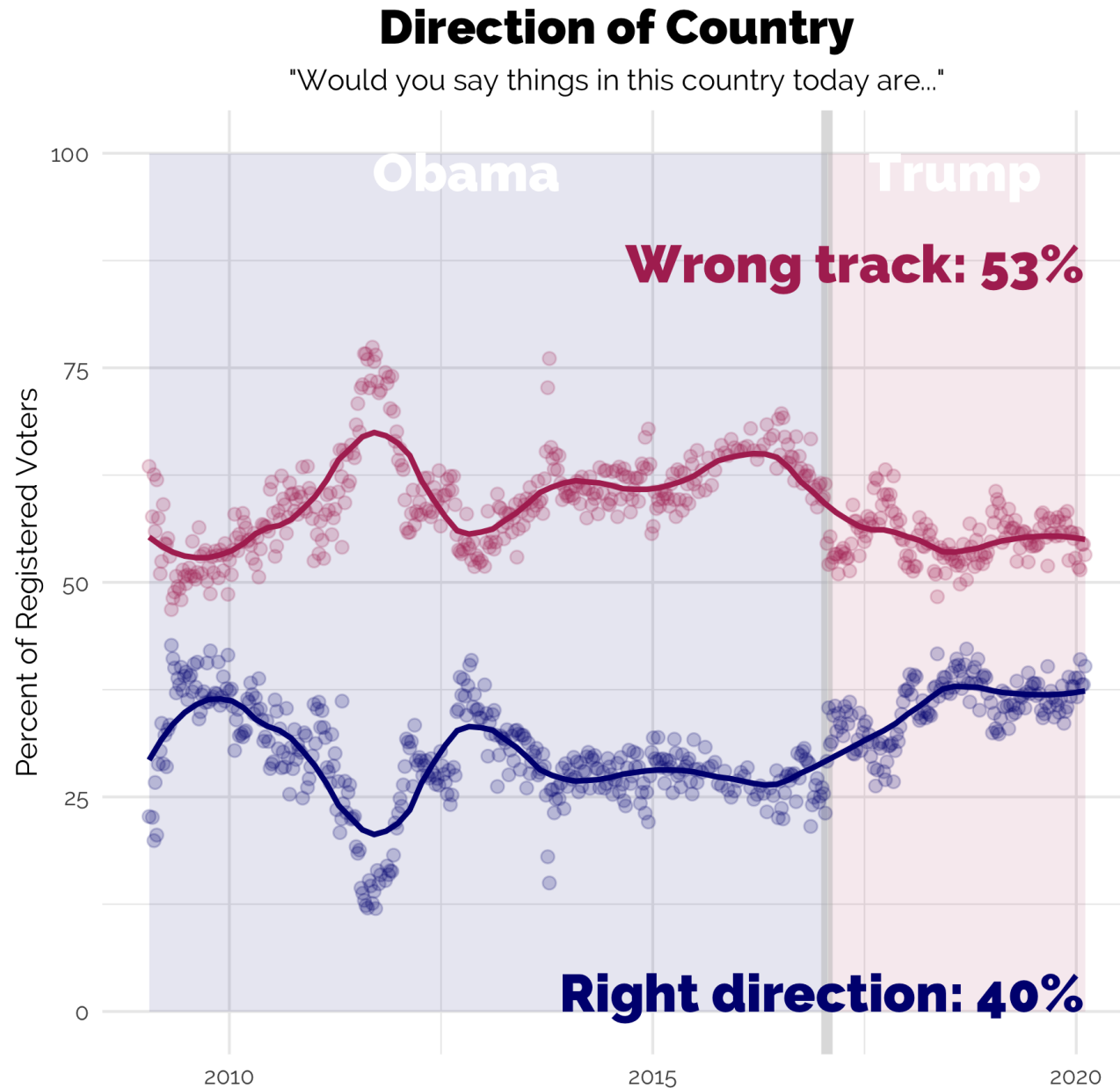


Figure 8: Direction of Country – Registered Voters

**6. Direction of Country – This Week – All Adults**

Overall, do you approve or disapprove of the way that the United States Congress is handling its job?

	Age					Race				Census Region			
	Total	Under 30	30–44	45–64	65+	White	Black	Hispanic	Other	Northeast	Midwest	South	West
Generally headed in the right direction	36%	26%	34%	40%	43%	40%	13%	40%	32%	35%	37%	36%	37%
Off on the wrong track	53%	54%	53%	54%	51%	51%	73%	45%	53%	55%	55%	52%	52%
Not sure	11%	20%	12%	7%	6%	9%	14%	15%	15%	10%	8%	12%	12%
Totals	100%	100%	100%	100%	100%	100%	100%	100%	100%	100%	100%	100%	100%
(Unweighted N)	(1500)	(280)	(293)	(615)	(312)	(1045)	(197)	(175)	(83)	(304)	(302)	(577)	(317)

	Total	Party ID			Ideology			Gender		Family Income		
		Dem	Ind	Rep	Lib	Mod	Con	Male	Female	Under \$50K	\$50–100K	\$100K or more
Generally headed in the right direction	36%	10%	32%	76%	9%	27%	70%	39%	33%	31%	43%	43%
Off on the wrong track	53%	84%	50%	19%	87%	56%	22%	50%	56%	56%	53%	51%
Not sure	11%	6%	18%	5%	4%	18%	8%	11%	11%	12%	4%	6%
Totals	100%	100%	100%	100%	100%	100%	100%	100%	100%	100%	100%	100%
(Unweighted N)	(1500)	(513)	(609)	(378)	(423)	(603)	(474)	(698)	(802)	(686)	(359)	(244)

***The Economist/YouGov Poll***  
February 9 - 11, 2020



---

<b>Sponsorship:</b>	<i>The Economist</i>
<b>Target population:</b>	U.S. citizens, aged 18 and over.
<b>Interviewing Dates:</b>	February 9 - 11, 2020
<b>Sampling method:</b>	Respondents were selected from YouGov's opt-in Internet panel using sample matching. A random sample (stratified by age, gender, race, education, and region) was selected from the 2014 American Community Study. Voter registration was imputed from the November 2014 Current Population Survey Registration and Voting Supplement.
<b>Weighting:</b>	The sample was weighted based on age, gender, race, education, and 2016 Presidential vote. The weights range from 0.3 to 4.99, with a mean of 1 and a standard deviation of 0.46.
<b>Number of respondents:</b>	1500
<b>Margin of error (All):</b>	2.8% (adjusted for weighting)
<b>Margin of error (Registered Voters):</b>	3.2% (adjusted for weighting)
<b>Survey mode:</b>	Web-based interviews
<b>Full results:</b>	<a href="https://today.yougov.com/topics/overview/all(popup:search/Economist;type=surveys)">https://today.yougov.com/topics/overview/all(popup:search/Economist;type=surveys)</a>